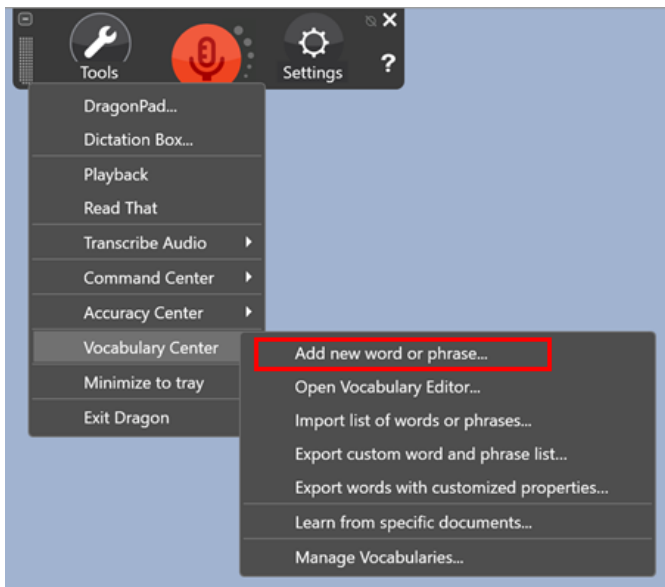


Adding COVID-19 to the Dragon Medical Practice Edition Vocabulary

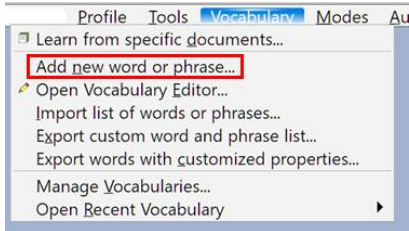
The following steps will add “COVID” and/or “COVID-19” to an individual Dragon Medical Practice Edition user profile.

Instructions

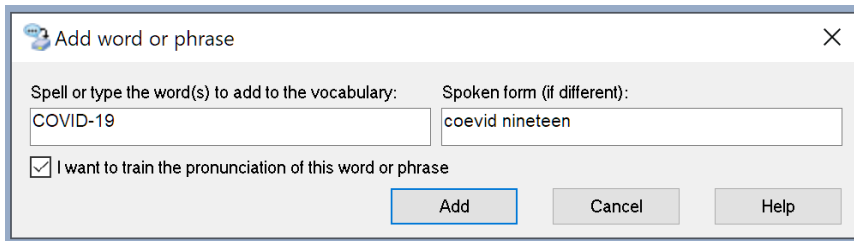
1. In the DragonBar, Click on **Tools** and select **Add new word or phrase** from the **Vocabulary Center** menu.



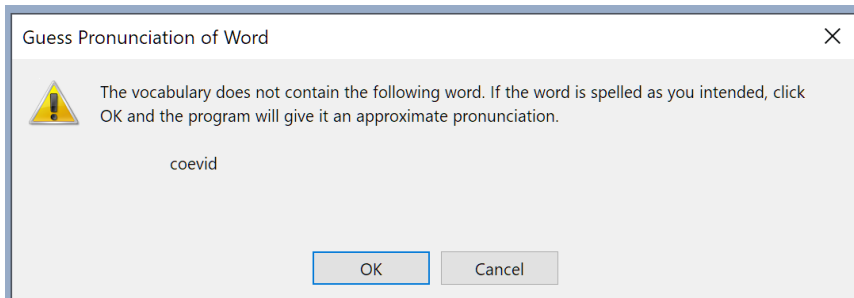
2. If you are using the Classic DragonBar, select **Add new word or phrase** from the **Vocabulary** menu.



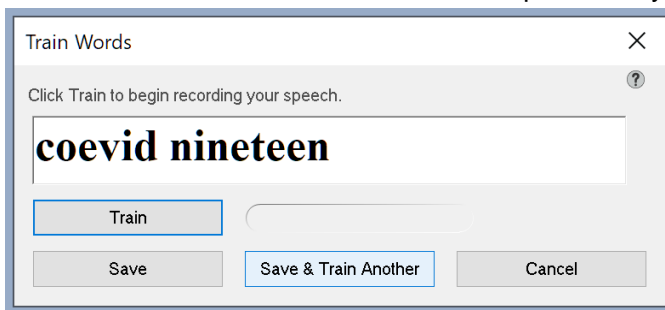
3. Enter "COVID" or "COVID-19" in the **Spell or type the words(s)...** field and enter "coevide" or "coevide nineteen" in the **Spoken form** field and check the box by **"I want to train..."**



4. Click **Add**. You will see the following message. Click **OK**.



5. Click the **Train** button to turn on the microphone. Say the word as you would while dictating.



6. Click **Save**.